

NOTE

Moment-Preserving Thresholding: A New Approach

WEN-HSIANG TSAI

*Department of Information Science, National Chiao Tung University, Hsinchu,
Taiwan 300 Republic of China*

Received August 1, 1984

A new approach to automatic threshold selection using the moment-preserving principle is proposed. The threshold values are computed deterministically in such a way that the moments of an input picture is preserved in the output picture. Experimental results show that the approach can be employed to threshold a given picture into meaningful gray-level classes. The approach is described for global thresholding, but it is applicable to local thresholding as well.

© 1985 Academic Press, Inc.

I. INTRODUCTION

Image thresholding is a necessary step in many image analysis applications. For a survey of thresholding techniques, see [1 or 2]. In its simplest form, thresholding means to classify the pixels of a given image into two groups (e.g., objects and background), one including those pixels with their gray values above a certain threshold, and the other including those with gray values equal to and below the threshold. This is called *bilevel thresholding*. More generally, we can select more than one threshold, and use them to divide the whole range of gray values into several subranges. This is called *multilevel thresholding*. Most thresholding techniques [3-8] utilize shape information of the image histogram in threshold selection. In the ideal case, the histogram of an image with high-contrast objects and background will have a bimodal shape, with two peaks separated by a deep valley. The gray value at the valley can be chosen as the threshold. In real applications, such histogram bimodality is often unclear, and several methods have been proposed to overcome this problem [4-8] so that the valley seeking technique can still be applied.

Another direction of threshold selection is to evaluate the goodness of selected thresholds by a certain measure [9-13]. One way is to use entropy information to measure the homogeneity of the thresholded classes [9-11] or the independency of the classes from one another [12]. Another way is to make use of the class separability measures used in discriminant analysis [13].

In this paper, we propose another threshold selection method based on the moment-preserving principle which has also been applied to subpixel edge detection [14]. Specifically, before thresholding, we compute the gray-level moments of the input image. The thresholds are then selected in such a way that the moments of the thresholded image are kept unchanged. This approach may be regarded as a moment-preserving image transformation which recovers an ideal image from a blurred version. The approach can automatically and deterministically select multiple thresholds without iteration or search. In addition, a representative gray value can also be obtained for each thresholded class.

In the remainder of this paper, we first describe the moment-preserving approach to bilevel thresholding. The result is next generalized to multilevel thresholding. A deterministic procedure to compute the threshold values is then described. Experimental results are also presented to support the validity of the proposed approach.

II. MOMENT-PRESERVING BILEVEL THRESHOLDING

Given an image f with n pixels whose gray value at pixel (x, y) is denoted by $f(x, y)$, we want to threshold f into two pixel classes, the below-threshold pixels and the above-threshold ones. The i th moment m_i of f is defined as

$$m_i = (1/n) \sum_x \sum_y f^i(x, y), \quad i = 1, 2, 3, \dots \quad (1)$$

Moments can also be computed from the histogram of f in the following way:

$$\begin{aligned} m_i &= (1/n) \sum_j n_j (z_j)^i \\ &= \sum_j p_j (z_j)^i, \end{aligned} \quad (2)$$

where n_j is the total number of the pixels in f with gray value z_j and $p_j = n_j/n$. We also define m_0 to be 1. Image f can be considered as a blurred version of an ideal bilevel image which consists of pixels with only two gray values z_0 and z_1 , where $z_0 < z_1$. The proposed moment-preserving thresholding is to select a threshold value such that if all below-threshold gray values in f are replaced by z_0 and all above-threshold gray values replaced by z_1 , then the first three moments of image f are preserved in the resulting bilevel image g . Image g so obtained may be regarded as an ideal unblurred version of f .

Let p_0 and p_1 denote the fractions of the below-threshold pixels and the above-threshold pixels in f , respectively, then the first three moments of g are just

$$m'_i = \sum_{j=0}^1 p_j (z_j)^i, \quad i = 1, 2, 3. \quad (3)$$

And preserving the first three moments in g means the following equalities:

$$m'_i = m_i, \quad i = 1, 2, 3. \quad (4)$$

Note that

$$p_0 + p_1 = 1. \quad (5)$$

The four equalities described by (4) and (5) above are equivalent to

$$\begin{aligned} p_0 z_0^0 + p_1 z_1^0 &= m_0, \\ p_0 z_0^1 + p_1 z_1^1 &= m_1, \\ p_0 z_0^2 + p_1 z_1^2 &= m_2, \\ p_0 z_0^3 + p_1 z_1^3 &= m_3, \end{aligned} \quad (6)$$

where m_i with $i = 1, 2, 3$ are computed by (1) or (2) and $m_0 = 1$. To find the desired threshold value t , we can first solve the four equations described by (6) above to obtain p_0 and p_1 , and then choose t as the p_0 -tile of the histogram of f , i.e., choose t such that

$$p_0 = (1/n) \sum_{z_j \leq t} n_j.$$

In practice, there may exist no discrete gray value which is exactly the p_0 -tile of the histogram. Then, the threshold t should be chosen the gray value closest to the p_0 -tile. The equations described by (6) will be solved later when we discuss multilevel thresholding. Note that z_0 and z_1 will also be obtained simultaneously as part of the solutions to (6). They can be regraded as the *representative gray values* for the below-threshold and the above-threshold pixels, respectively.

III. MOMENT-PRESERVING MULTILEVEL THRESHOLDING

In the general case, we want to threshold a given image f into more than two pixel classes. To threshold f into N pixel classes, we need $N - 1$ threshold values t_1, t_2, \dots, t_{N-1} . Let z_i denote the representative gray value of the i th pixel class, and let p_i denote the fraction of the pixels in the i th class. By preserving the first $2N - 1$ moments of f and using the fact that the sum of all p_i values is equal to 1, we get the following set of $2N$ equations:

$$\begin{aligned} p_0 z_0^0 + p_1 z_1^0 + \dots + p_N z_N^0 &= m_0, \\ p_0 z_0^1 + p_1 z_1^1 + \dots + p_N z_N^1 &= m_1, \\ &\dots \\ p_0 z_0^{2N-1} + p_1 z_1^{2N-1} + \dots + p_N z_N^{2N-1} &= m_{2N-1}, \end{aligned} \quad (7)$$

which can be solved to get all p_i and z_i , $i = 0, 1, \dots, N - 1$. The method we use to solve (7) above will be described next. Once all p_i values are obtained, the desired thresholds t_i can be found from the histogram of f by choosing t_1 as the p_0 -tile, t_2 as the $(p_0 + p_1)$ -tile, and more generally, t_i as the $(p_0 + p_1 + \dots + p_{i-1})$ -tile, of the histogram of f . For convenience, the equations described by (7) will be called the *moment-preserving equations*.

Based on Szego [15], Tabatabai [16] showed that the moment-preserving equations can be solved indirectly by executing the following three computation steps:

(i) solve the following linear equations to obtain a set of auxiliary values c_0, c_1, \dots, c_{N-1} :

$$\begin{aligned} c_0 m_0 + c_1 m_1 + \dots + c_{N-1} m_{N-1} &= -m_N, \\ c_0 m_1 + c_1 m_2 + \dots + c_{N-1} m_N &= -m_{N+1}, \\ &\dots \\ c_0 m_{N-1} + c_1 m_N + \dots + c_{N-1} m_{2N-2} &= -m_{2N-1}; \end{aligned} \quad (8)$$

(ii) solve the following polynomial equation to obtain the representative gray values z_0, z_1, \dots, z_{N-1} :

$$z^N + c_{N-1} z^{N-1} + \dots + c_1 z + c_0 = 0; \quad (9)$$

(iii) substitute all z_i values obtained above into the first N moment-preserving equations described by (7) and solve the resulting equations to get p_0, p_1, \dots, p_{N-1} .

To guarantee that the N solutions of the polynomial equation (9) are all distinct and real-valued, at least N distinct gray values must exist in the input image f [15]. For N less than 5, analytic solutions to (9) can be obtained. For N no less than 5, as is well known, no close-form solution to (7) exists. Numerical analysis procedures like the Newton's method need to be applied. The complete analytic solutions of the three computation steps above for $N = 2, 3$, and 4 are summarized for reference in the Appendix.

IV. AN ILLUSTRATIVE EXAMPLE

The effectiveness of moment-preserving thresholding is demonstrated with an example in this section. Figure 1a shows the pixel gray values of a given image, which includes two areas with roughly constant gray values (the leftmost 4 columns and the rightmost 4 columns) and a blurred boundary (the central 4 columns). From the distribution of the gray values, it is reasonable to expect the following results:

(1) bilevel thresholding—the leftmost 6 columns as a thresholded class and the rightmost 6 columns as the other;

(2) trilevel thresholding—the leftmost 4 columns as a class, the boundary portion (central 4 columns) as a second class, and the rightmost columns as the third;

(3) quaterlevel thresholding—the leftmost 4 and the rightmost 4 columns as two classes, and the central left 2 (columns 5 and 6 from the left) and the central right 2 columns as the other two classes.

a	10	8	10	9	20	21	32	30	40	41	41	40
	12	10	11	10	19	20	30	28	38	40	40	39
	10	9	10	8	20	21	30	29	42	40	40	39
	11	10	9	11	19	21	31	30	40	42	38	40
b	12	12	12	12	12	12	38	38	38	38	38	38
	12	12	12	12	12	12	38	38	38	38	38	38
	12	12	12	12	12	12	38	38	38	38	38	38
	12	12	12	12	12	12	38	38	38	38	38	38
c	10	10	10	10	25	25	40*	25	40	40	40	40
	10	10	10	10	25	25	25	25	40	40	40	40
	10	10	10	10	25	25	25	25	40	40	40	40
	10	10	10	10	25	25	40*	25	40	40	40	40
d	10	10	10	10	19	19	31	31	40	40	40	40
	19*	10	10	10	19	19	31	31	40	40	40	40
	10	10	10	10	19	19	31	31	40	40	40	40
	10	10	10	10	19	19	31	31	40	40	40	40

FIGURE 1

Using the analytic solutions provided in the Appendix, we get the computational results as follows:

(1) bilevel thresholding—

(i) representative gray values:

$$z_0 = 12; z_1 = 38;$$

(ii) class fractions:

$$p_0 = 0.498; p_1 = 0.502;$$

(iii) selected threshold:

$$t_1 = 27;$$

(2) trilevel thresholding—

(i) representative gray values:

$$z_0 = 10; z_1 = 25; z_2 = 40;$$

(ii) class fractions:

$$p_0 = 0.361; p_1 = 0.277; p_2 = 0.362;$$

(iii) selected thresholds:

$$t_1 = 18; t_2 = 30;$$

(3) quarterlevel thresholding—

(i) representative gray values:

$$z_0 = 10; z_1 = 19; z_2 = 31; z_3 = 40;$$

(ii) class fractions:

$$p_0 = 0.311; p_1 = 0.191; p_2 = 0.190; p_3 = 0.308;$$

(iii) selected thresholds:

$$t_1 = 11; t_2 = 27; t_3 = 37.$$

The thresholded images are shown in Figs. 1b, c, and d which are exactly the expected results mentioned previously except only three pixels (marked with * in Figs. 1c and d. This means that the moment-preserving principle is indeed feasible for meaningful image thresholding. This fact is further verified by experimental results described next.

V. EXPERIMENTAL RESULTS

The proposed approach has been tried on a lot of images. Some results are shown in Figs. 2–7. Each image tested is of the size 80 by 60. Each figure shown includes a tested image in (a), the histogram of the image in (b) with computed threshold values




FIGURE 2

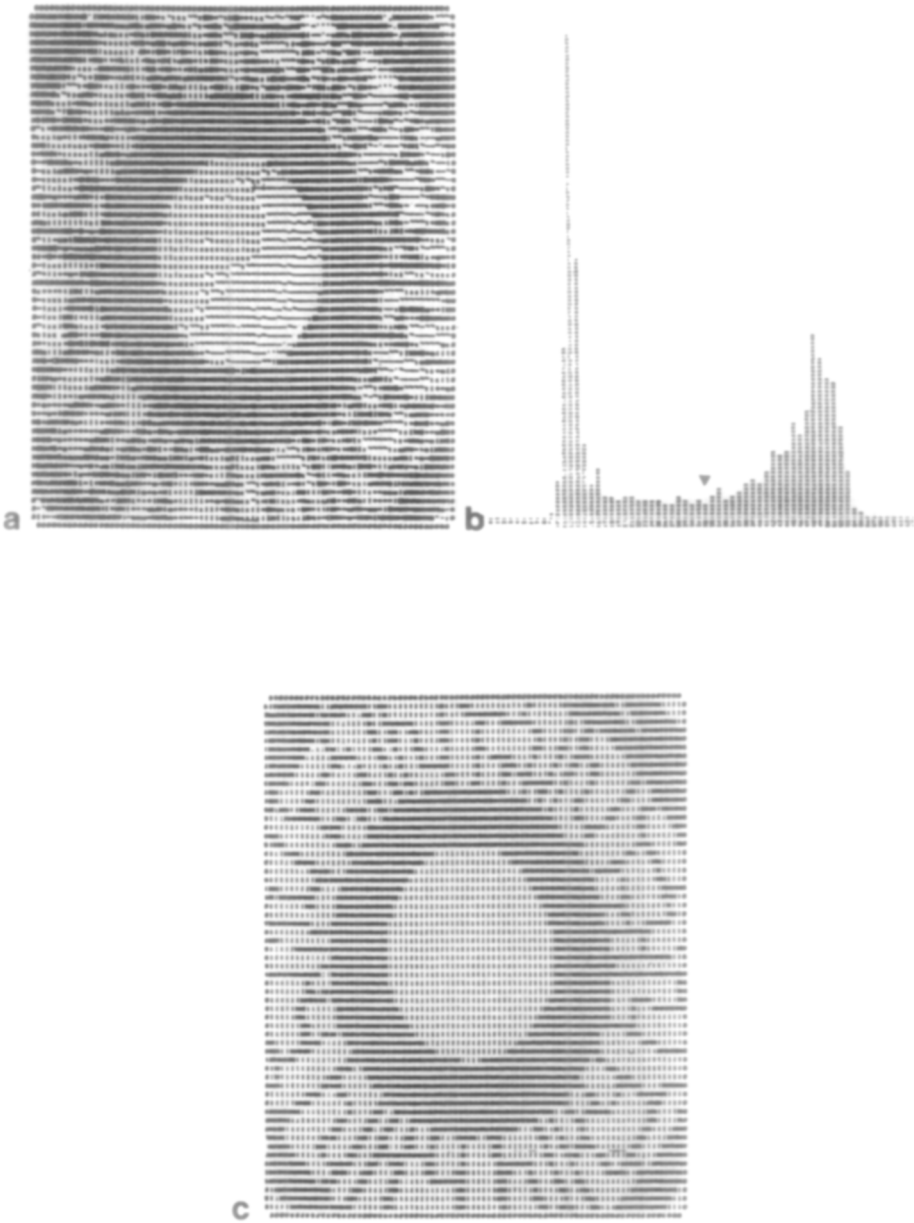


FIGURE 3

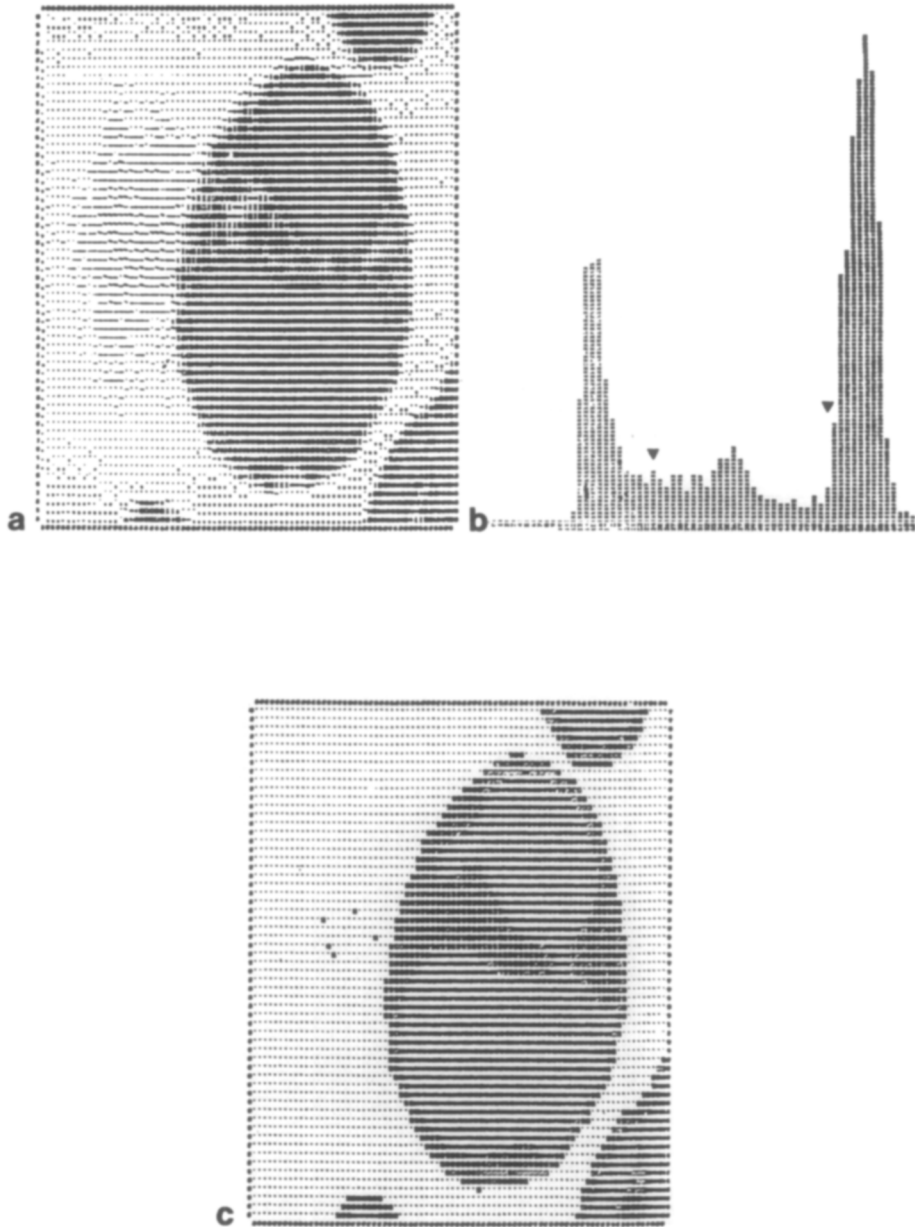


FIGURE 4




FIGURE 5

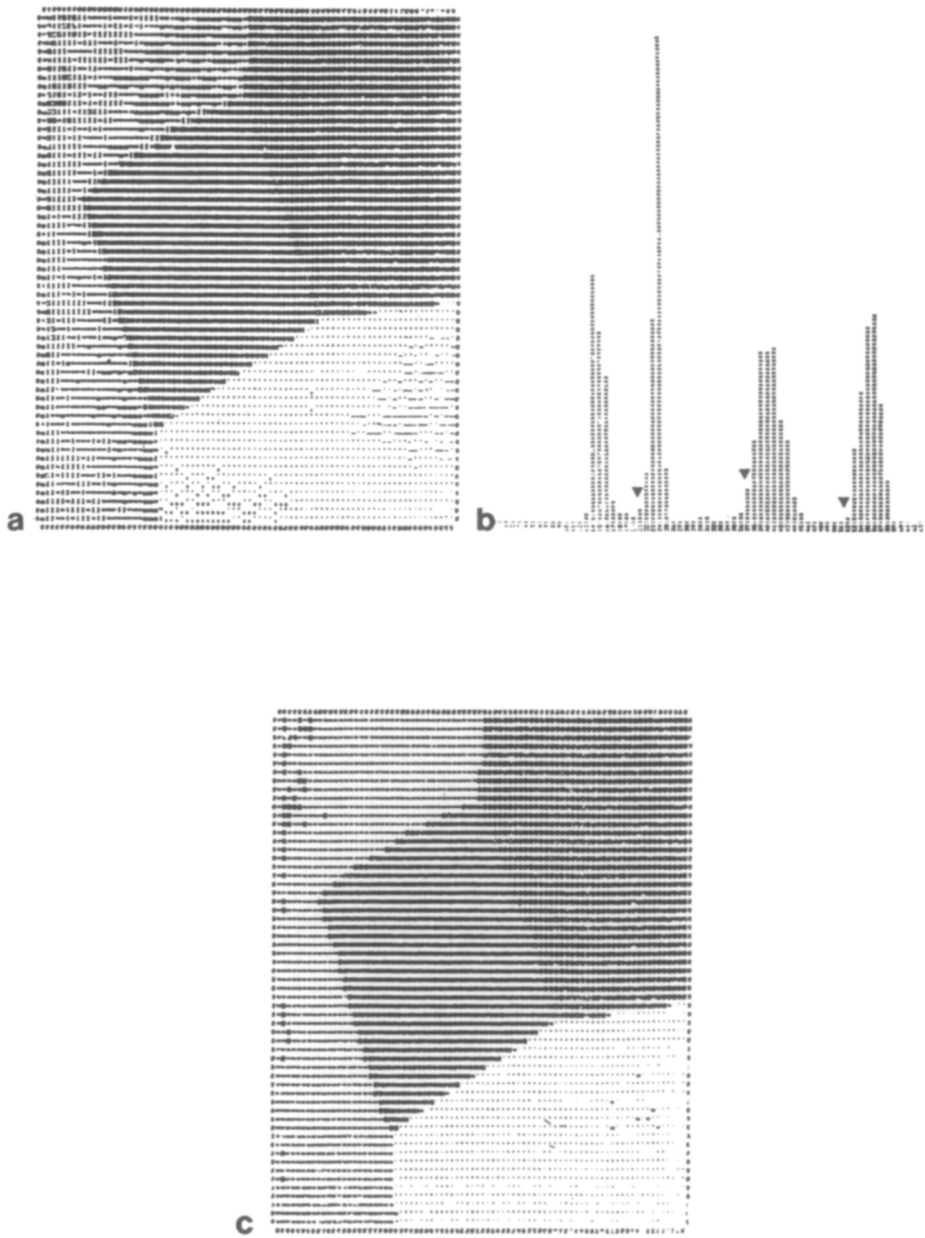


FIGURE 6




FIGURE 7




FIGURE 8

marked by “▼”, and the thresholded result in (c) with pixels filled with representative gray values.

Figures 2 and 3 are the results of bilevel thresholding applied to some characters and a pattern. From Figs. 2b and 3b, we see that the computed threshold values are close to the bimodal histogram valleys. Similar results are also found in other cases described in the following. Figures 4 and 5 are the results of trilevel thresholding applied to a cell image and a three-color wheel pattern. Either of the input images shown in Figs 4a and 5a includes roughly three classes of gray values. And the thresholded images shown in Figs. 4c and 5c indicate that the pixel classes have been successfully thresholded. Similar situations can also be found in Figs. 6c and 7c which are the results of quarterlevel thresholding applied to Figs. 6a and 7a. Either image shown in Fig. 6a or 7a includes roughly four classes of pixel gray values. Finally, we include Fig. 8 to show the results of applying different-level thresholding to a single picture, the image of a girl.

APPENDIX

The solutions z_i and p_i ($i = 0, 1, \dots, N - 1$) to the moment-preserving equations for N -level thresholding ($N = 2, 3, 4$) are summarized here for reference convenience. Detailed derivations of the solutions are not included. Interested readers are referred to any mathematical handbook like [17]. In the following, m_0 denotes the value 1 and m_i with $i > 0$ are computed according to Eq. (1) or (2). After all p_i values are obtained, the i th threshold value t_i is selected as the $(\sum_{k=0}^{i-1} p_k)$ -tile of the input picture histogram.

A.1. Bilevel Thresholding Solutions

$$\begin{aligned}
 \text{(i)} \quad c_d &= \begin{vmatrix} m_0 & m_1 \\ m_1 & m_2 \end{vmatrix}; \\
 c_0 &= (1/c_d) \begin{vmatrix} -m_2 & m_1 \\ -m_3 & m_2 \end{vmatrix}; \\
 c_1 &= (1/c_d) \begin{vmatrix} m_0 & -m_2 \\ m_1 & -m_3 \end{vmatrix}. \\
 \text{(ii)} \quad z_0 &= \left(\frac{1}{2}\right) \left[-c_1 - (c_1^2 - 4c_0)^{1/2} \right]; \\
 z_1 &= \left(\frac{1}{2}\right) \left[-c_1 + (c_1^2 - 4c_0)^{1/2} \right]. \\
 \text{(iii)} \quad p_d &= \begin{vmatrix} 1 & 1 \\ z_0 & z_1 \end{vmatrix}; \\
 p_0 &= (1/p_d) \begin{vmatrix} 1 & 1 \\ m_1 & z_1 \end{vmatrix}; \\
 p_1 &= 1 - p_0.
 \end{aligned}$$

A set of more compact solutions are also provided in [14].

A.2. Trilevel Thresholding Solutions

$$\begin{aligned}
 \text{(i)} \quad c_d &= \begin{vmatrix} m_0 & m_1 & m_2 \\ m_1 & m_2 & m_3 \\ m_2 & m_3 & m_4 \end{vmatrix}; \\
 c_0 &= (1/c_d) \begin{vmatrix} -m_3 & m_1 & m_2 \\ -m_4 & m_2 & m_3 \\ -m_5 & m_3 & m_4 \end{vmatrix}; \\
 c_1 &= (1/c_d) \begin{vmatrix} m_0 & -m_3 & m_2 \\ m_1 & -m_4 & m_3 \\ m_2 & -m_5 & m_4 \end{vmatrix}; \\
 c_2 &= (1/c_d) \begin{vmatrix} m_0 & m_1 & -m_3 \\ m_1 & m_2 & -m_4 \\ m_2 & m_3 & -m_5 \end{vmatrix}. \\
 \text{(ii)} \quad z_0 &= -c_2/3 - A - B; \\
 z_1 &= -c_2/3 - W_1A - W_2B; \\
 z_2 &= -c_2/3 - W_2A - W_1B,
 \end{aligned}$$

where A , B , W_1 , and W_2 are as follows:

$$\begin{aligned}
 A &= \left\{ (c_0/2 - c_1c_2/6 + c_2^3/27) \right. \\
 &\quad \left. - \left[(c_0/2 - c_1c_2/6 + c_2^3/27)^2 + (c_1/3 - c_2^2/9)^3 \right]^{1/2} \right\}^{1/3}; \\
 B &= -(c_1/3 - c_2^2/9)/A; \\
 W_1 &= -1/2 + i(\sqrt{3}/2); \\
 W_2 &= -1/2 - i(\sqrt{3}/2); \\
 i &= \sqrt{-1}.
 \end{aligned}$$

$$\begin{aligned}
 \text{(iii)} \quad p_d &= \begin{vmatrix} 1 & 1 & 1 \\ z_0 & z_1 & z_2 \\ z_0^2 & z_1^2 & z_2^2 \end{vmatrix}; \\
 p_0 &= (1/p_d) \begin{vmatrix} m_0 & 1 & 1 \\ m_1 & z_1 & z_2 \\ m_2 & z_1^2 & z_2^2 \end{vmatrix}; \\
 p_1 &= (1/p_d) \begin{vmatrix} 1 & m_0 & 1 \\ z_0 & m_1 & z_2 \\ z_0^2 & m_2 & z_2^2 \end{vmatrix}; \\
 p_2 &= 1 - p_0 - p_1.
 \end{aligned}$$

A.3. Quarterlevel Thresholding Solutions

$$(i) \quad c_d = \begin{vmatrix} m_0 & m_1 & m_2 & m_3 \\ m_1 & m_2 & m_3 & m_4 \\ m_2 & m_3 & m_4 & m_5 \\ m_3 & m_4 & m_5 & m_6 \end{vmatrix};$$

$$c_0 = (1/c_d) \begin{vmatrix} -m_4 & m_1 & m_2 & m_3 \\ -m_5 & m_2 & m_3 & m_4 \\ -m_6 & m_3 & m_4 & m_5 \\ -m_7 & m_4 & m_5 & m_6 \end{vmatrix};$$

$$c_1 = (1/c_d) \begin{vmatrix} m_0 & -m_4 & m_2 & m_3 \\ m_1 & -m_5 & m_3 & m_4 \\ m_2 & -m_6 & m_4 & m_5 \\ m_3 & -m_7 & m_5 & m_6 \end{vmatrix};$$

$$c_2 = (1/c_d) \begin{vmatrix} m_0 & m_1 & -m_4 & m_3 \\ m_1 & m_2 & -m_5 & m_4 \\ m_2 & m_3 & -m_6 & m_5 \\ m_3 & m_4 & -m_7 & m_6 \end{vmatrix};$$

$$c_3 = (1/c_d) \begin{vmatrix} m_0 & m_1 & m_2 & -m_4 \\ m_1 & m_2 & m_3 & -m_5 \\ m_2 & m_3 & m_4 & -m_6 \\ m_3 & m_4 & m_5 & -m_7 \end{vmatrix}.$$

$$(ii) \quad z_0 = \left(\frac{1}{2}\right)\left\{-\left(c_3/2 + A\right) - \left[\left(c_3/2 + A\right)^2 - 4(Y + B)\right]^{1/2}\right\};$$

$$z_1 = \left(\frac{1}{2}\right)\left\{-\left(c_3/2 + A\right) + \left[\left(c_3/2 + A\right)^2 - 4(Y + B)\right]^{1/2}\right\};$$

$$z_2 = \left(\frac{1}{2}\right)\left\{-\left(c_3/2 - A\right) - \left[\left(c_3/2 - A\right)^2 - 4(Y - B)\right]^{1/2}\right\};$$

$$z_3 = \left(\frac{1}{2}\right)\left\{-\left(c_3/2 - A\right) + \left[\left(c_3/2 - A\right)^2 - 4(Y - B)\right]^{1/2}\right\},$$

where A , B , and Y are as follows:

$$A = \left(\frac{1}{2}\right)\left(c_3^2 - 4c_2 + 8Y\right)^{1/2};$$

$$B = (c_3Y - c_1)/A;$$

$$Y = c_2/6 - C - D;$$

$$C = \left[G + (G^2 + H^3)^{1/2}\right]^{1/3};$$

$$D = -H/C;$$

$$G = \left(\frac{1}{432}\right)(72c_0c_2 + 9c_1c_2c_3 - 27c_1^2 - 27c_0c_3^2 - 2c_2^3);$$

$$H = \left(\frac{1}{36}\right)(3c_1c_3 - 12c_0 - c_2^2).$$

$$(iii) \quad p_d = \begin{vmatrix} 1 & 1 & 1 & 1 \\ z_0 & z_1 & z_2 & z_3 \\ z_0^2 & z_1^2 & z_2^2 & z_3^2 \\ z_0^3 & z_1^3 & z_2^3 & z_3^3 \end{vmatrix};$$

$$p_0 = (1/p_d) \begin{vmatrix} 1 & 1 & 1 & 1 \\ m_1 & z_1 & z_2 & z_3 \\ m_2 & z_1^2 & z_2^2 & z_3^2 \\ m_3 & z_1^3 & z_2^3 & z_3^3 \end{vmatrix};$$

$$p_1 = (1/p_d) \begin{vmatrix} 1 & 1 & 1 & 1 \\ z_0 & m_1 & z_2 & z_3 \\ z_0^2 & m_2 & z_2^2 & z_3^2 \\ z_0^3 & m_3 & z_2^3 & z_3^3 \end{vmatrix};$$

$$p_2 = (1/p_d) \begin{vmatrix} 1 & 1 & 1 & 1 \\ z_0 & z_1 & m_1 & z_3 \\ z_0^2 & z_1^2 & m_2 & z_3^2 \\ z_0^3 & z_1^3 & m_3 & z_3^3 \end{vmatrix};$$

$$p_3 = 1 - p_0 - p_1 - p_2.$$

Note that in all the three types of thresholding above, we assume all z_i values, after they are obtained in step (ii), are sorted into an increasing order (with z_0 as the smallest) before they are substituted into step (iii) to compute p_i values.

REFERENCES

1. A. Rosenfeld and A. C. Kak, *Digital Picture Processing*, Vol. II, Academic Press, New York, 1982.
2. J. S. Weszka, A survey of threshold selection techniques, *Comput. Graphics Image Process.* **7**, 1978, 259-265.
3. J. M. S. Prewitt and M. L. Mendelsohn, The analysis of cell images. *Ann. New York Acad. Sci.* **128** 1966, 1031-1053.
4. C. K. Chow and T. Kaneko, Automatic boundary detection of the left views from cineangiograms, *Comput. Biomed. Res.*, **5** 1972, 388-410.
5. S. Watanabe and CYBEST group, An automated apparatus for cancer preprocessing, *Comput. Graphics Image Process.* **3**, 1974, 350-358.
6. J. S. Weszka, R. N. Nagel, and A. Rosenfeld, A threshold selection technique, *IEEE Trans. Comput.* **C-23**, 1974, 1322-1326.
7. D. P. Panda and A. Rosenfeld, Image segmentation by pixel classification in (gray level, gradient) space, *IEEE Trans. Comput.* **C-27**, 1978, 875-879.
8. J. S. Weszka and A. Rosenfeld, Histogram modification for threshold selection, *IEEE Trans. Systems Man Cybernet.* **SMC-9**, 1979, 38-52.
9. G. Leboucher and G. E. Lowitz, What a histogram can really tell the classifier, *Pattern Recognition* **10**, 1978, 351-357.
10. T. Pun, A new method for gray-level picture thresholding using the entropy of the histogram, *Signal Process.* **2**, 1980, 223-237.
11. T. Pun, Entropic thresholding: A new approach, *Comput. Graphics Image Process.* **16**, 1981, 210-239.
12. G. Johannsen and J. Bille, A threshold selection method using information measures, in *Proc. 6th Int. Conf. Pattern Recognition*, Munich, Germany, 1982, pp. 140-143.

13. N. Otsu, A threshold selection method from gray-level histogram, *IEEE Trans. Systems Man Cybernet.* **SMC-9**, 1979, 62–66.
14. A. J. Tabatabai and O. R. Mitchell, Edge location to subpixel values in digital imagery, *IEEE Trans. Pattern Anal. Mach. Intell.* **PAMI-6**, 1984, 188–201.
15. G. Szego, *Orthogonal Polynomials*, Vol. 23, 4th ed., Amer. Math. Soc., Providence R. I., 1975.
16. A. Tabatabai, *Edge Location and Data Compression for Digital Imagery*, Ph.D. dissertation, School of Elect. Engrg., Purdue University, Dec. 1981.
17. C. E. Pearson (Ed.), *Handbook of Applied Mathematics*, 2nd ed., Van Nostrand–Reinhold, New York, 1983.